

American Society of Military Comptrollers

Zoom Web Browser Guide

Join a Meeting

1. Log into the Zoom Video Meeting Using Web Browser
Use **CHROME** browser.
2. Set up audio. If you do not have audio capability on your computer, wait to set up audio and call into the Webinar once the Zoom application asks how you would like to have audio for this session

Step 1: Joining the Zoom Video Meeting

Copy the link <https://us02web.zoom.us/j/86589179729> from the ASMC Webinar email into the **Chrome** browser and hit enter. DO NOT click on the link in your email.

You will see this screen:

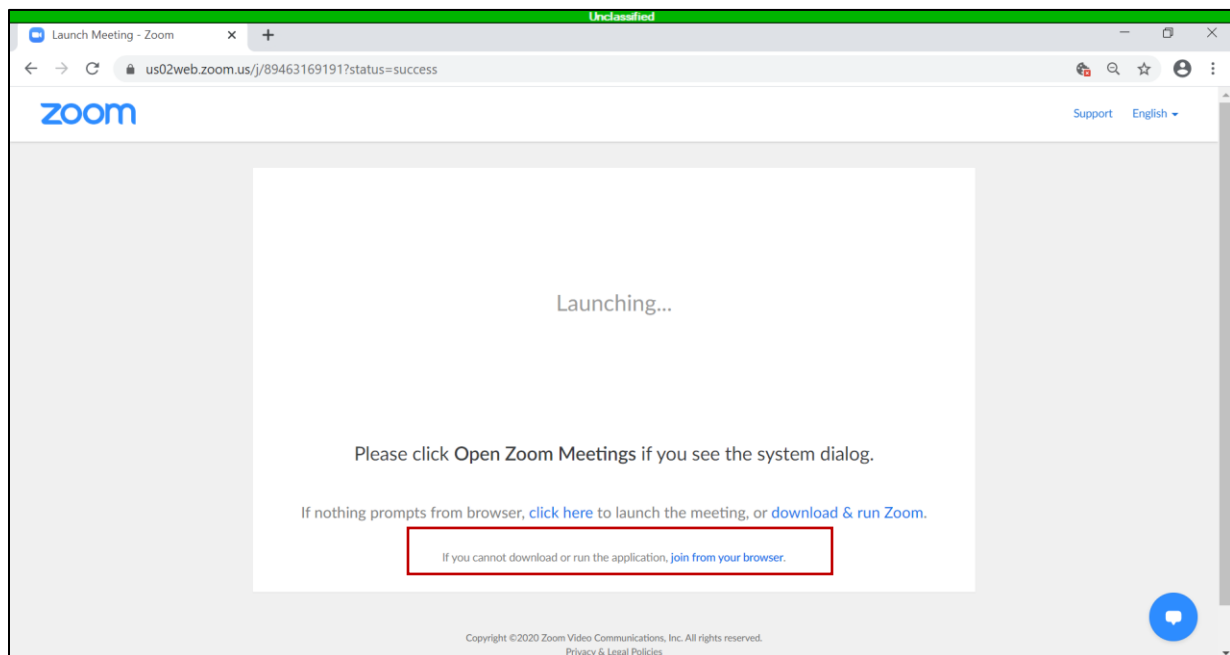


Figure 1

Step 2: Click on [join from your browser](#) (Figure 1)

You will see this screen:

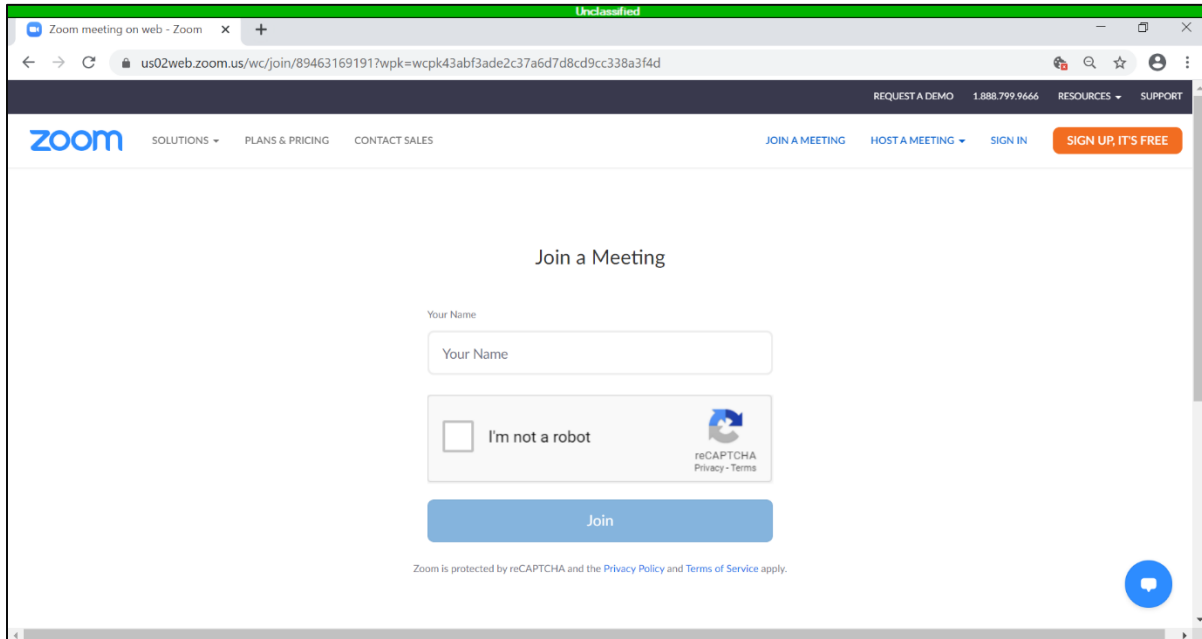


Figure 2

Step 3: “Join a Meeting” (Figure 2)

- **Enter** your name
- **Click** the box **I’m not a robot** and select the correct answers
- **Click** **Join** button

You are in the Zoom session!

You need Audio!

Step 4: Get Audio

Decide to use your computer or your phone

- To use your computer’s audio, **Click** on Computer Audio (Figure 3)

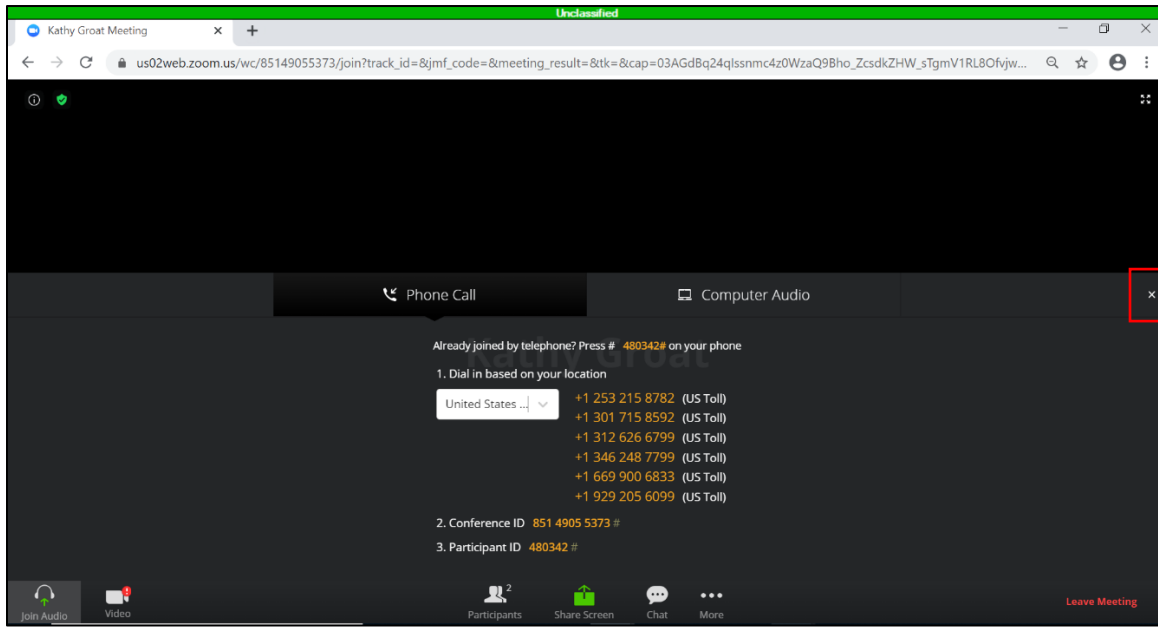


Figure 3

- If using your phone, **call** a phone number listed on your screen (Figure 3)
 - When you call this number, you will hear the following: *Welcome to Zoom. Enter your meeting id:*
 - **Enter** the conference ID provided in your ASMC Zoom email: **865 8917 9729#**
 - **Enter** participant ID followed by #, or #
 - **Press X** (right of screen) to close this screen

Success!!! You are in the Webinar and can listen to the instructor!